


# CANNABINOID-BASED THERAPIES IN SUPPORTIVE ONCOLOGY

## Growing evidence for a broad role in symptom management

Vincent Maida, BSc, MD, CCFP, ABHPM



### Top-line summary

The term “cannabinoid” collectively refers to a class of chemical compounds that are ligands of cannabinoid receptors. Delta-9-tetrahydrocannabinol, commonly known as THC, is the most abundant and clinically relevant cannabinoid derived from the cannabis plant. Extracts from the cannabis plant have been employed by ancient cultures for a variety of medical maladies, including pain, tremors and spasms. The discovery of cannabinoid receptors (CB1 and CB2) and the characterization of the endogenous cannabinoid system in the past 15 to 20 years have given legitimacy to the use of cannabinoids in a number of medical settings. Agonism of CB1 leads to neuro-modulatory effects, while agonism of CB2 leads to immunomodulatory effects. The range of effects in the setting of ubiquitous distribution of the receptors provides opportunity for multiple clinical benefits. This is especially advantageous in the management of malignant disorders where patients suffer from a constellation of disease-related symptoms and side effects from treatments.

Patients suffering from malignant disorders experience multiple symptoms related to disease and side effects from treatments. Even with the use of current first-line agents for symptom management, a large proportion of patients continue to experience less than optimal pain and symptom control.<sup>1-6</sup>

Suboptimal symptom management translates into decreased quality of life, reduced adherence to disease-modulating therapies, increased healthcare costs, and potentially to shorter life expectancy.<sup>1,7,8</sup> In clinical practice and research settings, the search is ongoing to identify effective modalities to optimize pain and symptom management in cancer patients.

The cannabinoids are a novel class of drugs that target cannabinoid receptors both centrally (CB1) and peripherally (CB2). They are emerging as valuable adjunctive agents for optimizing the management of multiple symptoms of disease and treatment-related side effects in cancer patients.<sup>9</sup> Cannabinoid receptors and their endogenous ligands have survived 500 million years of human evolution. The endogenous ligands (anandamide, palmitoyl-ethanolamide [PEA], and 2-arachidonoylglycerol [2-AG]), exogenous cannabinoids (e.g. derived from botanical cannabis) and pharmaceutical cannabinoids essentially mimic the action of endocannabinoids and may also potentiate endocannabinoid signalling.<sup>10,11</sup> While much about the pathophysiologic mechanisms of the endocannabinoid system remains unknown, emerging data support a broad spectrum of clinical actions, ranging from effects on nausea, vomiting and appetite, to pain and even cancer itself.<sup>9,12-17</sup>

A colourful history and folklore are associated with the use of cannabis-derived products. They have been employed for food, fibre and medicinal purposes for over 5000 years.<sup>18</sup> Marijuana was typically used in the form of a tea or edible extract, and was recommended for over 100 different ailments in ancient Chinese medicine. It was not until the early 19<sup>th</sup> century, however, that the medicinal use of cannabis was employed in the West. William O’Shaughnessy, an Irishman,

**Vincent Maida, BSc, MD, CCFP, ABHPM** is Assistant Professor, University of Toronto, Division of Palliative Medicine, William Osler Health Centre, Toronto, ON. Address for Correspondence: Vincent Maida, MD, BSc, CCFP, ABHPM, 101 Humber College Boulevard, Toronto, ON M9V 5G4; Tel: (905) 850-5001; Fax: (416) 747-3506; Email: vincent.maida@utoronto.ca

used cannabis preparations to treat pain, spasms and the often deadly nausea and vomiting occurring with cholera. Progress in understanding the medicinal properties of cannabis-derived products slowed during the 20<sup>th</sup> century due to concerns regarding safety. In the latter part of the century, scientists cloned the first cannabinoid receptors and identified ligands, spurring interest in the beneficial effects of cannabinoids.

Medicinal marihuana has been legalized in Canada since 1999. Health Canada operates the Medical Marihuana access program.<sup>19</sup> At present, 12 American states have similar provisions for providing access to medical marihuana. Although available to qualifying patients, a number of Canadian regulatory bodies do not support the use of medicinal marihuana, such as the Canadian Medical Protective Association (CMPA), College of Physicians and Surgeons of Ontario (CPSO), and Canadian Medical Association (CMA).

Three pharmaceutical agents, differing in structure and hence in some pharmacokinetic aspects, are currently available for use in cancer and multiple sclerosis (MS) patients (Table 1).<sup>20-22</sup> Nabilone is an oral synthetic delta-9-tetrahydrocannabinol (D9-THC) analog and dronabinol is an oral synthetic formulation of D9-THC. A combination of the standardized cannabis extracts D9-THC and cannabidiol (CBD) formulated as a buccal spray is in use in Europe and Canada. This THC:CBD spray received approval for conditional use as adjunctive treatment for the symptomatic relief of neuropathic pain in adults with MS in Canada in 2005. All 3 medications are CB receptor agonists, producing neuromodulatory and immunomodulatory effects (Table 2, page 24).<sup>18,23</sup> THC:CBD spray is composed of 2 main cannabinoid extracts: THC (27 mg/mL) and CBD (25 mg/mL).<sup>21</sup> CBD is unlike conventional cannabinoids as it does not directly bind to CB receptors. Although the mechanism of action has not yet been fully elucidated, CBD is thought to exert activity through the inhibition of endocannabinoid uptake and hydrolysis. Moreover, it exhibits antioxidant properties, and holds significant

promise in view of antipsychotic, antiseizure and anti-inflammatory properties observed in preclinical studies.<sup>24-26</sup>

## ESTABLISHED ROLE — CHEMOTHERAPY-INDUCED NAUSEA AND VOMITING

Control of nausea and vomiting takes place in a number of anatomic sites in the central nervous system (CNS) and gastrointestinal (GI) tract and is mediated by a host of neurochemicals. Therefore, it is not surprising that no single pharmaceutical agent is capable of exerting complete control of chemotherapy-induced nausea and vomiting (CINV). The introduction of the 5-hydroxytryptamine type 3 (5-HT<sub>3</sub>) receptor antagonists represented a revolution in the management of CINV.<sup>27</sup> Yet, while these agents are effective in preventing and managing acute CINV, they offer limited benefit to patients suffering from delayed nausea and vomiting. Aprepitant, marketed in the United States and not yet available in Canada, antagonizes substance P/neurokinin-1 receptors and is indicated for the prevention of delayed CINV in patients receiving highly or moderately emetogenic chemotherapy.<sup>5,6</sup> Aprepitant augments the antiemetic effects of dexamethasone and 5-HT<sub>3</sub> receptor antagonists. Although the addition of aprepitant is more effective in achieving complete control, defined as no emesis or need for rescue medication, up to one-third of patients continue to experience persistent delayed nausea.<sup>4</sup>

The cannabinoids nabilone and dronabinol have been shown to reduce the frequency of vomiting and lessen the severity of nausea in cancer patients with persistent CINV.<sup>28</sup> A systematic review of 16 studies of nabilone, 11 of dronabinol, and 1 of intravenously administered levonantradol (a synthetic cannabinoid analog of dronabinol) found the cannabinoids to be superior to placebo, as well as to active controls (prochlorperazine, metoclopramide, chlorpromazine, haloperidol, domperidone and alizapride) in reducing the frequency of vomiting and lessening the severity of nausea.<sup>28</sup> Complete

**TABLE 1. Properties of currently available exogenous cannabinoids vs marihuana<sup>20-22</sup>**

	marihuana	THC:CBD spray	dronabinol	nabilone
active agents	THC + > 60 other cannabinoids	THC + CBD	synthetic THC	synthetic analog of THC
route of administration	inhaled	oral mucosal	oral	oral
number of metabolites	> 60	not determined	> 21	2
distribution volume	lipid soluble (very large)	lipid soluble (very large)	lipid soluble (very large)	lipid soluble (very large)
anset of action (minutes)	6-20	30-150	30-60	60-90
T <sub>max</sub> (hours)	0.5-2.0	1.5-4.0	1-4	2
duration of action (hours)	3-4	6-8	4-6	8-12
plasma T <sub>1/2</sub> (hours)	28-57	1.5	19-56	2
plasma T <sub>1/2</sub> (metabolites; hours)	44-59	not determined	49-53	35
urine THC drug testing	yes	yes	yes	no

CBD = cannabidiol; THC = delta-9-tetrahydrocannabinol

# CONTINUING CARE

control of nausea was attained in 70% of patients receiving cannabinoid therapy vs 57% of those receiving placebo, and complete resolution of nausea in 59% in the cannabinoid groups vs 43% in active control groups. Importantly, a substantial proportion of subjects in the cannabinoid groups were experiencing refractory and/or severe CINV. Nabilone has also been shown to exert greater effects against nausea than the commonly used antiemetic prochlorperazine.<sup>29</sup> Similarly, a comparative study between dronabinol and the 5-HT<sub>3</sub> receptor antagonist ondansetron found the cannabinoid to be more effective in resolving nausea.<sup>30</sup> On days 2 through 5, 71% of subjects receiving dronabinol experienced complete resolution of nausea, in contrast to 64% of those receiving ondansetron and 15% of those in the placebo group.

Anticipatory CINV (occurring before administration of a chemotherapy cycle) remains a significant issue as it affects 10% to 29% of patients,<sup>31,32</sup> and the introduction of the 5-HT<sub>3</sub> receptor antagonists has not significantly impacted its prevalence. A recent animal model of anticipatory CINV has demonstrated that THC is effective, while 5-HT<sub>3</sub> receptor antagonists are ineffective for its prevention.<sup>33</sup>

The mechanisms by which the cannabinoid agonists induce their antiemetic effects are incompletely defined. Agonism of CB<sub>1</sub> receptors in the CNS and GI tract appears to be the primary mechanism.<sup>11,34</sup> The cannabinoids also exert some antagonism against 5-HT<sub>3</sub> and dopamine receptors, recognized neurotransmitters involved in the pathophysiology of CINV.<sup>35,36</sup> Clinical trial results, along with the inclusion of nabilone and dronabinol in the 2007 National Comprehensive Cancer Network recommendations for the management of breakthrough CINV,<sup>6</sup> establish the cannabinoids as valuable adjunctive medications in cancer patients suffering from refractory CINV.

## EMERGING ROLES

### Analgesia

Pain is one of the most prevalent symptoms experienced by people with cancer, affecting over 70% of patients, with up to 50% having less than acceptable pain control.<sup>2</sup> Although opioids remain first-line agents, they are associated with a significant side effect burden that includes sedation, nausea and constipation. Recent evidence suggests that high-dose, long-term opioid therapy may have proneoplastic effects and the ability to predispose to infection through demonstrated immunosuppressive effects.<sup>37</sup>

Another promising attribute of the cannabinoids relates to their intrinsic analgesic properties. A significant body of preclinical evidence clearly demonstrates analgesia mediated through antinociceptive, antihyperalgesic, anti-allodynia and anti-inflammatory mechanisms (Table 3).<sup>12</sup> Further, a number of preclinical studies have demonstrated synergistic sensory analgesia when opioids and cannabinoids are combined.<sup>38,39</sup> This is important because such combination therapy may permit prescribing opioids at lower doses, translating into reduced risk for opioid-related side effects. Sensory synergy has yet to be demonstrated in clinical trials although synergistic affective analgesia in humans has been demonstrated in an experimental thermal pain model.<sup>40</sup>

Data from a meta-analysis examining the use of cannabis-derived treatments for neuropathic and MS pain support the use of cannabinoids in this setting.<sup>41</sup> The cannabinoids significantly reduced pain ( $p = 0.03$ ) compared with placebo. Findings from another study not included parallel those of the meta-analysis.<sup>14</sup> Patients with chronic upper motor neuron syndrome (due to traumatic spinal injury, ischemic infarction, intracerebral hemorrhage or MS) in whom conventional therapy had not provided adequate pain relief experienced significantly decreased spasticity-related pain ( $p < 0.05$ ) with the use of the cannabinoid nabilone.<sup>14</sup>

Data are emerging that indicate efficacy of cannabinoids in chronic pain as well.<sup>15</sup> In one investigation in 30 patients with treatment-refractory chronic pain, nabilone was significantly more effective ( $p = 0.006$ ) than placebo (intent-to-treat analysis) in reducing spinal pain intensity when added to standard analgesic therapy.<sup>15</sup> Interestingly, these patients suffered from a wide range of ailments, including cervical syndrome, lower back pain, thoracic syndrome and others. GW Pharmaceuticals directed a European Phase III study in patients with cancer pain not responsive to opioids. Those receiving THC:CBD spray experienced significant pain reduction, measured by a numeric rating scale, compared to those receiving placebo ( $p = 0.014$ ).<sup>42</sup> Further, 43% of subjects demonstrated more than 30% reduction in pain.

Ongoing and planned studies may provide further evidence for the use of cannabinoids to manage pain. In addition to planned U.S. studies with nabilone in patients with chemotherapy-induced neuropathic pain, diabetic neuropathy and MS neuropathic pain, there are ongoing trials with THC:CBD in Europe and Canada in diabetic neuropathy and neuropathic pain characterized by allodynia. A U.S. Phase III clinical trial in patients with cancer pain is in the planning stage.

**TABLE 2. Localisation and characteristics of CB<sub>1</sub> and CB<sub>2</sub> receptors<sup>19,23</sup>**

	neuronal	non-neuronal
<b>G-protein-coupled receptor</b>	CB <sub>1</sub>	CB <sub>2</sub>
<b>location</b>	<b>CNS &gt;&gt; periphery</b> basal ganglia hippocampus cerebral cortex cerebellum spinal cord afferent nociceptors	<b>periphery &gt;&gt; CNS</b> spleen tonsils mast cells macrophages lymphocytes microglia
<b>function</b>	neuromodulatory	immunomodulatory
<b>endogenous agonist</b>	anandamide 2-arachidonoylglycerol (2-AG)	palmitoyl-ethanolamide (PEA)
<b>exogenous agonist</b>	THC	THC, CBD
<b>antagonist</b>	SR141716 (rimonabant)	SR144528

CBD = cannabidiol; THC = delta-9-tetrahydrocannabinol

## Antispasmodic effects

Although not one of the most prevalent symptoms in cancer care, treatment of muscle spasms remains challenging. They occur mostly in patients who have developed CNS metastases with resulting malignant spinal cord compression, plexopathy or radiculopathy. A Cochrane meta-analysis revealed that none of the commonly used oral spasmolytics exert significant activity.<sup>43</sup> Cannabinoids have long been known to possess spasmolytic properties with respect to both skeletal and visceral muscle.<sup>44,45</sup> Clinical evidence for their antispasmodic effects is derived primarily from studies conducted in patients with MS.<sup>46,47</sup> Preliminary investigation revealed relief of muscle spasms and spasticity following administration of THC:CBD spray in 24 patients with MS (n = 18), spinal cord injury (n = 4), brachial plexus damage (n = 1) and limb amputation secondary to neurofibromatosis (n = 1).<sup>46</sup> Another randomized, double-blind, placebo-controlled, crossover trial in 57 patients with MS confirmed these preliminary findings: in 37 of the patients, all of whom received at least 90% of the prescribed dose of a different combination of cannabinoids (2.5 mg THC and 0.9 mg CBD in a gelatine capsule taken orally), spasm frequency declined significantly (p = 0.013).<sup>47</sup> In view of the aforementioned trials, cannabinoids are evolving into premier drugs in the management of spasticity-related disorders.

## Orexigenic effects

Cancer-related anorexia and associated cachexia are prevalent manifestations of disease in people with malignancies. From 15% to 40% of all cancer patients experience anorexia, and up to 80% of those with advanced disease are affected.<sup>48</sup> The cancer anorexia-cachexia syndrome (CACS) is a major cause of morbidity and mortality in people with cancer. The cannabinoids may be a valuable treatment option in these patients. Their orexigenic effects occur through the inhibition of leptin at a hypothalamic level.<sup>49</sup> Further, pre-clinical studies have observed a potential anticachectic effect of THC, perhaps due to mediation of cytokines.<sup>18</sup>

The synthetic cannabinoid dronabinol is indicated for the treatment of anorexia in AIDS patients. Long-term use in this population has been shown to be effective and safe.<sup>50</sup> Clinical evidence for the use of cannabinoids in cancer and palliative care patients with CACS is limited. An early investigation showed that dronabinol increases appetite, resulting in significant weight gain when compared to placebo in patients with advanced cancer.<sup>51</sup> In a Phase II study, 19 patients with various malignancies received dronabinol for 4 weeks.<sup>52</sup> Data from the 18 evaluable patients demonstrated improved appetite in 13, 3 experienced weight gain and 3 withdrew from the study due to emergence of side effects. Recently,

Walsh et al reported a case series of patients with cancer-related anorexia who were given dronabinol for 7 weeks.<sup>16</sup> Five of the 7 patients gained a median of 1 kg over 7 weeks of therapy, and 3 maintained improved appetite despite disease progression.

Few effective therapies are available for the management of CACS. Megestrol acetate increases appetite, but its long-term use is limited by the development of potentially serious side effects. Benefits of cannabinoid therapy include the potential to use them long-term and their effects on other symptoms experienced by cancer patients.

## Antineoplastic effects

It has been known for at least 2 decades that cannabinoids inhibit tumour growth in certain animal models, thereby prolonging survival.<sup>17</sup> Over the past few years a number of human in vitro models have begun to demonstrate antineoplastic effects of these novel agents. The responsible mechanisms are thought to include induction of apoptosis via CB2,<sup>53</sup> modulation of angiogenesis<sup>54,55</sup> and modulation of cell migration.<sup>56,57</sup> Expression of CB1 and CB2 receptors is increased in a number of human cancer cell types. Using prostate cancer cells, Sarfaraz et al demonstrated induction of apoptosis, a reduction in protein expression of proliferating cell nuclear antigen and vascular endothelial growth factor, and reduced growth of tumour cells after treatment with a CB agonist.<sup>58</sup> The researchers propose that cannabinoids might offer effective treatment against prostate cancer. Cannabinoids have also been shown to exert antiproliferative activity against melanoma cells and breast cancer tumours.<sup>59,60</sup>

While findings from preclinical trials regarding the antineoplastic effects of cannabinoids are intriguing, clinical

**TABLE 3. Preclinical evidence for cannabinoid-induced analgesia<sup>12</sup>**

effects showed in preclinical studies	type of pain			
	acute	visceral	chronic	neuropathic
antinociceptive	significant evidence		significant evidence	significant evidence
antihyperalgesic	significant evidence		significant evidence	due to upregulation of CB1 receptors data from animal studies support a role for CB2 receptors
anti-inflammatory		significant evidence	CB2 receptors play important role	CB2 receptors play important role
anti-allodynic			due to upregulation of CB1 receptors	
comparison with opioids	comparable in potency and efficacy		greater potency and efficacy in both inflammatory and neuropathic pain	

Source: Lynch ME. *Pain Res Manage* 2005;10(suppl A):7A-14A.

# CONTINUING CARE

studies are needed to demonstrate efficacy in humans. One study examined the prognosis of patients with hepatocellular carcinoma based on density of CB1 and CB2 receptors.<sup>61</sup> Those with high CB1 and CB2 receptor expression had significantly better disease-free survival compared to those with low receptor expression ( $p = 0.010$  for CB1 and  $p = 0.037$  for CB2 receptors). The next step, exploring the effects of cannabinoid administration in patients with various malignancies, may define a role for these medications in the treatment of cancer, in addition to their usefulness for managing symptoms and side effects.

## KEYS TO CLINICAL APPLICATION

Cannabinoids have a favourable safety profile. No deaths from overdose have been reported. This is likely explained by the relative lack of cannabinoid receptors in the medulla of the brain. The most commonly reported side effects of cannabinoid therapy are dizziness, drowsiness, dry mouth, ataxia and euphoria.<sup>20,22</sup> Side effects are generally mild to moderate in intensity and are of short duration. Despite the increased prevalence of side effects associated with cannabinoid therapy in comparative trials, patient preference favours cannabinoids.<sup>28</sup> In 18 cannabinoid trials, patients were asked to indicate which therapy they preferred. Between 38% and 90% indicated cannabinoid therapy over placebo and active control. Tolerance to side effects, but not to the beneficial effects of the cannabinoids, typically occurs within a few weeks of treatment initiation.

While the THC:CBD product is administered as a buccal spray, nabilone and dronabinol are given orally.<sup>20,22</sup> The buccal

spray route of administration for THC:CBD provides a pathway that can significantly bypass the “first-pass” effect that cannabinoids are known to undergo when taken orally. The duration of action of nabilone is longer than that of dronabinol, which translates into less frequent dosing. Nabilone is typically given once or twice daily, while dronabinol may be given as many as 6 times daily.<sup>20,21</sup> In contrast, the dosing regimen for buccal spray THC:CBD is self-titrating, allowing individualized dosing.<sup>42</sup> The cannabinoids are metabolized principally via the cytochrome P450 (CYP450) 2C9 isoenzyme.<sup>61,62</sup> Neither nabilone, dronabinol nor the THC component of THC:CBD spray induces CYP450 isoenzymes; however, dronabinol and the CBD component of THC:CBD spray inhibit the CYP450 3A4 isoenzyme. The lack of inhibition associated with nabilone suggests a low potential for drug-drug interactions, particularly with those medications metabolized via the CYP450 3A4 pathway.<sup>62,63</sup> This is important as cancer patients are often receiving several different medications, many of which are metabolized via the CYP450 3A4 isoenzyme.

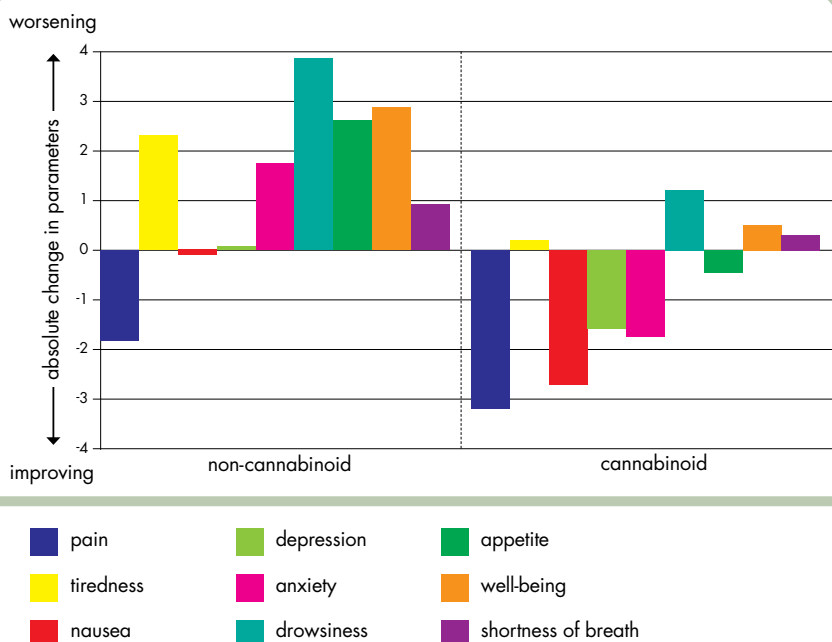
Similar to many other medications, judicious dosing enables the practitioner to attain maximum benefit of cannabinoids while avoiding intolerable side effects. The starting dose of either nabilone or dronabinol should be the lowest recommended, that is, 0.5 mg for nabilone and 2.5 mg for dronabinol.<sup>20,21</sup> The dosage can then be gradually increased, with patient monitoring during titration, to a maximum daily dosage of 6 mg for nabilone and 20 mg for dronabinol. Beginning nabilone or dronabinol therapy at the lowest dose

at bedtime may reduce the emergence of unwanted side effects and improve sleep. With THC:CBD spray, treatment for neuropathic pain management should be started at a maximum rate of 1 spray every 4 hours up to a maximum of 4 sprays, on the first day. On subsequent days the patient may gradually increase the total number of sprays as needed and tolerated. The majority of patients require  $\leq 12$  sprays, however, some may require and tolerate a higher number of sprays.<sup>41</sup> For all agents, once the point at which benefits are maximized and side effects are minimized has been reached, the patient usually can be maintained on that dose.

## A “BROAD-SPECTRUM OPTIMIZER”


A retrospective analysis of a consultative palliative medicine outpatient program has demonstrated the potential of adjunctive therapy with nabilone to improve the pain and polysymptom management needs of advanced cancer patients.<sup>64</sup>

**FIGURE 1. The cannabinoid nabilone significantly reduces multiple symptoms in cancer patients<sup>64</sup>**



Source: Maida V et al. San Antonio Breast Cancer Symposium 2006, Abstract 3145.

Sixty-five cancer patients were prescribed nabilone in the setting of severe pain and polysymptom burden (Figure 1). The nabilone-treated group, who were prescribed an average daily dose of 1.8 mg, demonstrated significant improvements in pain, nausea, appetite, anxiety and depression as reflected through serial Edmonton Symptom Assessment System (ESAS) evaluations. In addition, this group demonstrated lower utilization of other drugs, such as opioids, corticosteroids and tricyclic antidepressants.

Management of pain and multiple symptoms in cancer patients remains a significant challenge for healthcare professionals. Cannabinoids are an exciting area in medical therapeutics, albeit often stigmatized and controversial. A growing scientific and clinical evidence base supports the prescribing of cannabinoids for pain and symptom management in cancer patients. Although unlikely to evolve into first-line agents, their broad spectrum of activity, mediated through unique and complementary mechanisms of action, allows for treatment of a variety of pain and polysymptom issues together with “established” first-line agents. 

## Disclosure

Dr. Maida is on advisory boards and speaker bureaus for Bayer, Solvay and Valeant. His research is supported by an unrestricted educational grant from Valeant.

## References

- Wiser W, Berger A. Practical management of chemotherapy-induced nausea and vomiting. *Oncology (Williston Park)* 2005;19:637-45.
- Portenoy RK. *Contemporary Diagnosis and Management of Pain in Oncologic and AIDS Patients*. 3rd ed. Newton, PA: Handbooks in Health Care Co, 2001.
- Hickok JT, Roscoe JA, Morrow GR et al. Nausea and emesis remain significant problems of chemotherapy despite prophylaxis with 5-hydroxytryptamine-3 antiemetics. *Cancer* 2003;97:2880-86.
- Poli-Bigelli S, Rodrigues-Pereira J, Carides AD et al. Addition of the neurokinin 1 receptor antagonist aprepitant to standard antiemetic therapy improves control of chemotherapy-induced nausea and vomiting. *Cancer* 2003;97(12):3090-98.
- Kris MG, Hesketh PJ, Somerfield MR et al. American Society of Clinical Oncology guideline for antiemetics in oncology: update 2006. *J Clin Oncol* 2006;24:2932-47.
- National Comprehensive Cancer Network. 2007. Clinical Practice Guidelines in Oncology. Antiemesis. v2.2007. Accessed 10 February 2007. Available at www.nccn.org.
- Lindley CM, Hirsch JD, O'Neill CV et al. Quality of life consequences of chemotherapy-induced emesis. *Qual Life Res* 1992;1:331-40.
- Vanscoy GJ, Fortner B, Smith R et al. Preventing chemotherapy-induced nausea and vomiting: the economic implications of choosing antiemetics. *Community Oncology* 2005;2:127-32.
- Ben Amar M. Cannabinoids in medicine: A review of their therapeutic potential. *J Ethnopharmacol* 2006;105:1-25.
- Howlett AC, Barth F, Bonner TI et al. International Union of Pharmacology. XXVII. Classification of cannabinoid receptors. *Pharmacol Rev* 2002;54:161-202.
- Martin BR, Wiley JL. Mechanism of action of cannabinoids: how it may lead to treatment of cachexia, emesis, and pain. *J Support Oncol* 2004;2:305-14; discussion 314-46.
- Lynch ME. Preclinical science regarding cannabinoids as analgesics: An overview. *Pain Res Manag* 2005;10 Suppl A:7A-14A.
- Davis M, Maida V, Daeninck P, Pergolizzi J. The emerging role of cannabinoid neuromodulators in symptom management. *Support Care Cancer* 2007;15:63-71.
- Wissel J, Haydn T, Muller J et al. Low dose treatment with the synthetic cannabinoid Nabilone significantly reduces spasticity-related pain: a double-blind placebo-controlled cross-over trial. *J Neurol* 2006;253:1337-41.
- Pinsger M, Schimetta W, Volc D et al. [Benefits of an add-on treatment with the synthetic cannabinomimetic nabilone on patients with chronic pain—a randomized controlled trial] *Wien Klin Wochenschr* 2006;118:327-35.
- Walsh D, Kirkova J, Davis MP. The efficacy and tolerability of long-term use of dronabinol in cancer-related anorexia: a case series. *J Pain Symptom Manage* 2005;30:493-95.
- Guzman M. Cannabinoids: potential anticancer agents. *Nat Rev Cancer* 2003;3:745-55.
- Mack A, Joy J. *Marijuana as Medicine?* Washington, DC: National Academy Press; 2001.
- Health Canada. Medical Marihuana Access Division: www.hc-sc.gc.ca/dhp-mps/marihuana/index\_e.html
- Nabilone (Cesamet™) Prescribing Information. San Diego, Calif: Valeant Pharmaceuticals International; 2006.
- Dronabinol (Marinol®) Prescribing Information. Marietta, Ga: Solvay Pharmaceuticals, Inc.; 2005.
- Sativex product monograph. Wiltshire, UK: GW Pharma Ltd; November 2006.
- Kalant H. Medicinal use of cannabis: history and current status. *Pain Res Manag* 2001;6:80-91.
- Crallini EA, Cunha JM. Hypnotic and antiepileptic effects of cannabidiol. *J Clin Pharmacol* 1981; 21(8-9 suppl):417S-27S.
- Zuardi AW, Crippa JA, Hallak JE et al. Cannabidiol, a Cannabis sativa constituent, as an antipsychotic drug. *Braz J Med Biol Res* 2006;39:421-29.
- Moreira FA, Aguiar DC, Guimaraes FS. Anxiolytic-like effect of cannabidiol in the rat Vogel conflict test. *Prog Neuropsychopharmacol Biol Psychiatry* 2006;30:1466-71.
- Abraham JL. *A Physician's Guide to Pain and Symptom Management in Cancer Patients*. 2nd ed. Baltimore, MD: The Johns Hopkins University Press; 2005.
- Tramer MR, Carroll D, Campbell FA et al. Cannabinoids for control of chemotherapy induced nausea and vomiting: quantitative systematic review. *BMJ* 2001;323:16-21.
- Einhorn LH, Nagy C, Furnas B, Williams SD. Nabilone: An effective antiemetic in patients receiving cancer chemotherapy. *J Clin Pharmacol* 1981;21(suppl):64-69.
- Meiri E, Jhangiani H, Vredenburg J et al. Dronabinol treatment of delayed chemotherapy-induced nausea and vomiting (CINV). *J Clin Oncol* 2005;23 (June 1 suppl):8018.
- Morrow GR, Roscoe JA, Kirshner JJ et al. Anticipatory nausea and vomiting in the era of 5-HT3 antiemetics. *Support Care Cancer* 1998;6:244-47.
- Roscoe JA, Morrow GR, Hickok JT, Stern RM. Nausea and vomiting remain a significant clinical problem: trends over time in controlling chemotherapy-induced nausea and vomiting in 1413 patients treated in community clinical practices. *J Pain Symptom Manage* 2000;20:113-21.
- Parker LA, Kwiatkowska M, Mechoulam R. Delta-9-tetrahydrocannabinol and cannabidiol, but not ondansetron, interfere with conditioned retching reactions elicited by a lithium-paired context in *Suncus murinus*: An animal model of anticipatory nausea and vomiting. *Physiol Behav* 2006;87:66-71.
- Croxford JL. Therapeutic potential of cannabinoids in CNS disease. *CNS Drugs* 2003;17:179-202.
- Ward A, Holmes B. Nabilone. A preliminary review of its pharmacological properties and therapeutic use. *Drugs* 1985;30:127-44.
- Nahas G, Harvey DJ, Sutin K et al. A molecular basis of the therapeutic and psychoactive properties of cannabis (delta-9-tetrahydrocannabinol). *Prog Neuropsychopharmacol Biol Psychiatry* 2002;26:721-30.
- Martucci C, Panerai AE, Sacerdote P. Chronic fentanyl or buprenorphine infusion in the mouse: similar analgesic profile but different effects on immune responses. *Pain* 2004;110:385-92.
- Tham SM, Angus JA, Tudor EM, Wright CE. Synergistic and additive interactions of the cannabinoid agonist CP55,940 with mu opioid receptor and alpha2-adrenoceptor agonists in acute pain models in mice. *Br J Pharmacol* 2005;144:875-84.
- Cichewicz DL, McCarthy EA. Antinociceptive synergy between delta(9)-tetrahydrocannabinol and opioids after oral administration. *J Pharmacol Exp Ther* 2003;304:1010-15.
- Roberts JD, Gennings C, Shih M. Synergistic affective analgesic interaction between delta-9-tetrahydrocannabinol and morphine. *Eur J Pharmacol* 2006;530:54-58.
- Iskedjian M, Berez A, Gordon A et al. Meta-analysis of cannabis based treatments for neuropathic and multiple sclerosis-related pain. *Curr Med Res Opin* 2007;23:17-24.
- GW files Sativex® regulatory submission in Canada for cancer pain. Toronto, Ontario: GW Pharmaceuticals; October 19, 2006. Available at www.gwpharm.com. Accessed February 10, 2007.
- Taricco M, Adone R, Pagliacci C, Telaro E. Pharmacological interventions for spasticity following spinal cord injury. *Cochrane Database Syst Rev* 2000;(2):CD001131.
- Baker D, Pryce G, Croxford JL et al. Endocannabinoids control spasticity in a multiple sclerosis model. *FASEB J* 2001;15:300-2.
- Pertwee RG. Cannabis and cannabinoids: pharmacology and rationale for clinical use. *Forsch Komplementarmed* 1999;6 Suppl 3:12-15.
- Wade DT, Robson P, House H et al. A preliminary controlled study to determine whether whole-plant cannabis extracts can improve intractable neurogenic symptoms. *Clin Rehabil* 2003;17(1):21-29.
- Vaney C, Heinzel-Gutenbrunner M, Jobin P et al. Efficacy, safety and tolerability of an orally administered cannabis extract in the treatment of spasticity in patients with multiple sclerosis: a randomized, double-blind, placebo-controlled, crossover study. *Mult Scler* 2004;10:417-24.
- Nelson KA, Walsh D, Sheehan FA. The cancer anorexia-cachexia syndrome. *J Clin Oncol* 1994; 12(1):213-25.
- Fride E, Bregman T, Kirkham TC. Endocannabinoids and food intake: newborn suckling and appetite regulation in adulthood. *Exp Biol Med (Maywood)* 2005;230:225-34.
- Beal JE, Olson R, Lefkowitz L et al. Long-term efficacy and safety of dronabinol for acquired immunodeficiency syndrome-associated anorexia. *J Pain Symptom Manage* 1997;14:7-14.
- Regelson W, Butler J, Schultz J, et al. Delta-9-tetrahydrocannabinol as an effective antidepressant and appetite-stimulating agent in advanced cancer patients. In: Braude MC, Szara S, eds. *The Pharmacology of Marijuana*. New York, NY: Raven Press, 1976:763-75.
- Nelson K, Walsh D, Deeter P, Sheehan F. A phase II study of delta-9-tetrahydrocannabinol for appetite stimulation in cancer-associated anorexia. *J Palliat Care* 1994;10:14-18.
- Herrera B, Carracedo A, Diez-Zaera M et al. The CB2 cannabinoid receptor signals apoptosis via ceramide-dependent activation of the mitochondrial intrinsic pathway. *Exp Cell Res* 2006; 312:2121-31.
- Casanova ML, Blazquez C, Martinez-Palacio J et al. Inhibition of skin tumor growth and angiogenesis in vivo by activation of cannabinoid receptors. *J Clin Invest* 2003;111:43-50.
- Portella G, Laezza C, Laccetti P et al. Inhibitory effects of cannabinoid CB1 receptor stimulation on tumor growth and metastatic spreading: actions on signals involved in angiogenesis and metastasis. *FASEB J* 2003;17:1771-13.
- Song ZH, Zhong M. CB1 cannabinoid receptor-mediated cell migration. *J Pharmacol Exp Ther* 2000; 294:204-9.
- Vaccani A, Massi P, Colombo A et al. Cannabidiol inhibits human glioma cell migration through a cannabinoid receptor-independent mechanism. *Br J Pharmacol* 2005;144:1032-36.
- Sarfaraz S, Afaq F, Adhami VM, Mukhtar H. Cannabinoid receptor as a novel target for the treatment of prostate cancer. *Cancer Res* 2005;65(5):1635-41.
- Blazquez C, Carracedo A, Barrado L et al. Cannabinoid receptors as novel targets for the treatment of melanoma. *FASEB J* 2006;20:2633-35.
- Caffarelli MM, Sarrío D, Palacios J et al. Delta-9-tetrahydrocannabinol inhibits cell cycle progression in human breast cancer cells through Cdc2 regulation. *Cancer Res* 2006;66(13):6615-21.
- Xu X, Liu Y, Huang S, Liu G et al. Overexpression of cannabinoid receptors CB1 and CB2 correlates with improved prognosis of patients with hepatocellular carcinoma. *Cancer Genet Cytogenet* 2006;171:31-38.
- McGilveray IJ. Pharmacokinetics of cannabinoids. *Pain Res Manag* 2005;10(A):15A-22A.
- Turgeon J, Bartolucci G. Cannabinoids in the treatment of chronic pain. *Continuing Education in Neurology & Psychiatry* 2003;2 (An educational brochure sponsored by Valeant).
- Maida V. The synthetic cannabinoid nabilone improves pain and symptom management in cancer patients. SABCS 2006, Abstract 3145